


FINAL GENERAL FUND BUDGET

Fiscal Year 2022-2023


General Fund Budget Approval

Date of Adoption of the General Fund Budget:



President of the Board - Original Signature Required

Date
6-21-22



Secretary of the Board - Original Signature Required

Date
6-21-22



Chief School Administrator - Original Signature Required

Date
6-21-22

Cheryl Motter
Contact Person

(814)275-2426 Extn :403

Telephone Extension

cmotter@redbankvalley.net
Email Address

**CERTIFICATION OF ESTIMATED ENDING FUND BALANCE
FROM 2022-2023 GENERAL FUND BUDGET**

24 PS 6-688

(10/2010)

SCHOOL DISTRICT : Redbank Valley SD	COUNTY : Clarion	AJN : 106168003
--	---------------------	--------------------

No school district shall approve an increase in real property taxes unless it has adopted a budget that includes an estimated, ending unreserved undesignated fund balance (unassigned) less than the specified percentage of its total budgeted expenditures:

Total Budgeted Expenditures	Fund Balance % Limit (less than)
Less Than or Equal to \$11,999,999	12.0%
Between \$12,000,000 and \$12,999,999	11.5%
Between \$13,000,000 and \$13,999,999	11.0%
Between \$14,000,000 and \$14,999,999	10.5%
Between \$15,000,000 and \$15,999,999	10.0%
Between \$16,000,000 and \$16,999,999	9.5%
Between \$17,000,000 and \$17,999,999	9.0%
Between \$18,000,000 and \$18,999,999	8.5%
Greater Than or Equal to \$19,000,000	8.0%

Did you raise property taxes in SY 2022-2023 (compared to 2021-2022)?

Yes
No


If yes, see information below, taken from the 2022-2023 General Fund Budget.

Total Budgeted Expenditures	\$21278349
Ending Unassigned Fund Balance	\$1062663
Ending Unassigned Fund Balance as a percentage (%) of Total Budgeted Expenditures	4.99%

The Estimated Ending Unassigned Fund Balance is within the allowable limits.

Yes
No

I hereby certify that the above information is accurate and complete.

SIGNATURE OF SUPERINTENDENT 	DATE 6-22-22
--	-----------------

DUE DATE: AUGUST 15, 2022

**CERTIFICATION OF USE OF PDE-2028
FOR PUBLIC INSPECTION OF 2022-2023 PROPOSED BUDGET**

24 PS 6-687(a)(1)

(03/2006)

School District Name : Redbank Valley SD	County : Clarion	AUN Number : 106168003
---	---------------------	---------------------------

Section 687(a)(1) of the School Code requires the president of the board of school directors of each school district to certify to the Department of Education that the proposed budget was prepared, presented and will be made available for public inspection using the uniform form prepared and furnished by the Department of Education.

I hereby certify that the above information is accurate and complete.

SIGNATURE OF SCHOOL BOARD PRESIDENT <i>Walter W. Reddy</i>	DATE 5-17-22
--	-----------------

DUE DATE: IMMEDIATELY FOLLOWING
ADOPTION OF PROPOSED
FINAL GENERAL FUND BUDGET

<u>Val Number</u>	<u>Description</u>	<u>Justification</u>
5300	Expenditure Detail: 100 Salaries amount must be greater than 200 Benefits amount. For an exception, please enter a justification below. Function 2600, Object 100: \$387,051.00 Function 2600, Object 200: \$387,325.00	Costs of benefits are higher than wages for the majority of the 2600 staff.
8060	Ending Fund Balance Entry and Budgetary Reserve: If 5900 Budgetary Reserve is not equal to 0, a justification must be entered below.	Amount represents money set aside for unplanned and unexpected expenses.
8080	Ending Fund Balance Entry and Budgetary Reserve: If 0850 Estimated Ending Unassigned Fund Balance is not equal to 0, a justification must be entered below.	Monies not specifically assigned or committed to another purpose.
8160	Ending Fund Balance Entry and Budgetary Reserve: If 0840 Assigned Fund Balance is not equal to 0, a justification must be entered below.	Monies set aside to cover Medical and PSERS expenses.

<u>ITEM</u>	<u>AMOUNTS</u>
Estimated Beginning Unreserved Fund Balance Available for Appropriation and Reserves Scheduled For Liquidation During The Fiscal Year	
0810 Nonspendable Fund Balance	
0820 Restricted Fund Balance	
0830 Committed Fund Balance	500,000
0840 Assigned Fund Balance	4,533,546
0850 Unassigned Fund Balance	470,252
Total Estimated Beginning Unreserved Fund Balance Available for Appropriation and Reserves Scheduled For Liquidation During The Fiscal Year	<u>\$5,503,798</u>
Estimated Revenues And Other Financing Sources	
6000 Revenue from Local Sources	4,914,766
7000 Revenue from State Sources	14,764,060
8000 Revenue from Federal Sources	1,599,523
9000 Other Financing Sources	
Total Estimated Revenues And Other Financing Sources	<u>\$21,278,349</u>
Total Estimated Fund Balance, Revenues, and Other Financing Sources Available for Appropriation	<u>\$26,782,147</u>

Amount

REVENUE FROM LOCAL SOURCES

6111 Current Real Estate Taxes	3,322,350
6113 Public Utility Realty Taxes	3,339
6114 Payments in Lieu of Current Taxes - State / Local	2,649
6120 Current Per Capita Taxes, Section 679	13,757
6140 Current Act 511 Taxes - Flat Rate Assessments	58,133
6150 Current Act 511 Taxes - Proportional Assessments	813,199
6400 Delinquencies on Taxes Levied / Assessed by the LEA	243,906
6500 Earnings on Investments	32,754
6700 Revenues from LEA Activities	68,375
6800 Revenues from Intermediary Sources / Pass-Through Funds	321,213
6910 Rentals	1,531
6940 Tuition from Patrons	28,560
6990 Refunds and Other Miscellaneous Revenue	5,000

REVENUE FROM LOCAL SOURCES \$4,914,766

REVENUE FROM STATE SOURCES

7111 Basic Education Funding-Formula	9,897,726
7112 Basic Education Funding-Social Security	396,383
7160 Tuition for Orphans Subsidy	23,964
7271 Special Education funds for School-Aged Pupils	1,052,746
7311 Pupil Transportation Subsidy	1,039,852
7312 Nonpublic and Charter School Pupil Transportation Subsidy	6,999
7330 Health Services (Medical, Dental, Nurse, Act 25)	19,467
7340 State Property Tax Reduction Allocation	315,586
7505 Ready to Learn Block Grant	229,939
7820 State Share of Retirement Contributions	1,781,398

REVENUE FROM STATE SOURCES \$14,764,060

REVENUE FROM FEDERAL SOURCES

8514 Title I - Improving the Academic Achievement of the Disadvantaged	244,672
8515 Title II - Preparing, Training, and Recruiting High Quality Teachers and Principals	33,078
8516 Title III - Language Instruction for English Learners and Immigrant Students	1,909
8517 Title IV - 21st Century Schools	18,539
8742 Governor's Emergency Education Relief Fund (GEER)	5,763
8743 ESSER II - Elementary and Secondary School Emergency Relief Fund	287,145

Amount

REVENUE FROM FEDERAL SOURCES

8744 ARP ESSER - Elementary and Secondary School Emergency Relief Fund	877,921
8749 Other CARES Act Funding	31,000
8751 ARP ESSER Learning Loss	25,217
8752 ARP ESSER Summer Programs	5,043
8753 ARP ESSER Afterschool Programs	5,043
8810 School-Based Access Medicaid Reimbursement Program (SBAP) Reimbursements (Access)	63,500
8820 Medical Assistance Reimbursement for Administrative Claiming (Quarterly) Program	693

REVENUE FROM FEDERAL SOURCES	\$1,599,523
-------------------------------------	--------------------

TOTAL ESTIMATED REVENUES AND OTHER SOURCES	21,278,349
---	-------------------

Act 1 Index (current): 5.0%

Calculation Method:

Revenue

Section 672.1 Method Choice: (a)(1)

Number of Decimals For Tax Rate Calculation:

4

Approx. Tax Revenue from RE Taxes:

\$3,322,356

Amount of Tax Relief for Homestead Exclusions

\$315,586

Total Approx. Tax Revenue:

\$3,637,942

Approx. Tax Levy for Tax Rate Calculation:

\$3,812,803

Armstrong

Clarion

Total

2021-22 Data			
a. Assessed Value	\$58,036,796	\$42,302,912	\$100,339,708
b. Real Estate Mills	30.0738	43.9880	
I. 2022-23 Data			
c. 2020 STEB Market Value	\$155,059,042	\$152,951,933	\$308,010,975
d. Assessed Value	\$58,439,608	\$42,456,853	\$100,896,461
e. Assessed Value of New Constr/ Renov	\$0	\$0	\$0
2021-22 Calculations			
f. 2021-22 Tax Levy	\$1,745,387	\$1,860,820	\$3,606,207
(a * b)			
2022-23 Calculations			
g. Percent of Total Market Value	50.34205%	49.65795%	100.00000%
h. Rebalanced 2021-22 Tax Levy	\$1,815,439	\$1,790,768	\$3,606,207
(f Total * g)			
i. Base Mills Subject to Index	31.2808	43.9880	
(h / a * 1000) if no reassessment			
(h / (d-e) * 1000) if reassessment			
Calculation of Tax Rates and Levies Generated			
j. Weighted Avg. Collection Percentage	95.00000%	95.00000%	95.00000%
k. Tax Levy Needed	\$1,919,443	\$1,893,360	\$3,812,803
(Approx. Tax Levy * g)			
I. 2022-23 Real Estate Tax Rate	32.8448	44.5949	
(k / d * 1000)			
III. m. Tax Levy Generated by Mills	\$1,919,437	\$1,893,359	\$3,812,796
(l / 1000 * d)			
n. Tax Levy minus Tax Relief for Homestead Exclusions			\$3,497,210
(m - Amount of Tax Relief for Homestead Exclusions)			
o. Net Tax Revenue Generated By Mills			\$3,322,350
(n * Est. Pct. Collection)			

Act 1 Index (current): 5.0%

Calculation Method:

Revenue

Section 672.1 Method Choice: (a)(1)

Number of Decimals For Tax Rate Calculation:

4

Approx. Tax Revenue from RE Taxes:

\$3,322,356

Amount of Tax Relief for Homestead Exclusions

\$315,586

Total Approx. Tax Revenue:

\$3,637,942

Approx. Tax Levy for Tax Rate Calculation:

\$3,812,803

Armstrong

Clarion

Total

Index Maximums

p. Maximum Mills Based On Index (i * (1 + Index))	32.8448	46.1874	
q. Mills In Excess of Index (if (l > p), (l - p))	0.0000	0.0000	
r. Maximum Tax Levy Based On Index (p / 1000 * d)	\$1,919,437	\$1,960,972	\$3,880,409
IV. s. Millage Rate within Index? (If l > p Then No)	Yes	Yes	
t. Tax Levy In Excess of Index (if (m > r), (m - r))	\$0	\$0	\$0
u. Tax Revenue In Excess of Index (t * Est. Pct. Collection)	\$0	\$0	\$0

Information Related to Property Tax Relief

V. Assessed Value Exclusion per Homestead	\$4,601.79	\$3,389.28	
Number of Homestead/Farmstead Properties	1037	1051	2088
Median Assessed Value of Homestead Properties			\$17,479

Act 1 Index (current): 5.0%

Calculation Method:

Revenue

Section 672.1 Method Choice: (a)(1)

Number of Decimals For Tax Rate Calculation:

4

Approx. Tax Revenue from RE Taxes:

\$3,322,356

Amount of Tax Relief for Homestead Exclusions

\$315,586

Total Approx. Tax Revenue:

\$3,637,942

Approx. Tax Levy for Tax Rate Calculation:

\$3,812,803

Armstrong

Clarion

Total

State Property Tax Reduction Allocation used for: Homestead Exclusions

\$315,586

Lowering RE Tax Rate

\$0

\$315,586

Prior Year State Property Tax Reduction Allocation used for: Homestead Exclusions

\$0

\$0

Amount of Tax Relief from State/Local Sources

\$315,586

CODE

6111 Current Real Estate Taxes

<u>County Name</u>	<u>Taxable Assessed Value</u>	<u>Real Estate Mills</u>	<u>Tax Levy Generated by Mills</u>	<u>Amount of Tax Relief for Homestead Exclusions</u>	<u>Tax Levy Minus Homestead Exclusions</u>	<u>Percent Collected</u>	<u>Net Tax Revenue Generated By Mills</u>
Armstrong	58,439,608	32.8448	1,919,437			95.00000%	
Clarion	42,456,853	44.5949	1,893,359			95.00000%	
Totals:	100,896,461		3,812,796	- 315,586 =	3,497,210 X	95.00000% =	3,322,350

	<u>Rate</u>		<u>Estimated Revenue</u>
6120 <u>Current Per Capita Taxes, Section 679</u>	\$5.00		13,757
6140 <u>Current Act 511 Taxes – Flat Rate Assessments</u>	<u>Rate</u>	<u>Add'l Rate (if appl.)</u>	<u>Tax Levy</u>
6141 Current Act 511 Per Capita Taxes	\$10.00	\$0.00	28,000
6142 Current Act 511 Occupation Taxes – Flat Rate	\$5.00	\$0.00	30,133
6143 Current Act 511 Local Services Taxes	\$0.00	\$0.00	0
6144 Current Act 511 Trailer Taxes	\$0.00	\$0.00	0
6145 Current Act 511 Business Privilege Taxes – Flat Rate	\$0.00	\$0.00	0
6146 Current Act 511 Mechanical Device Taxes – Flat Rate	\$0.00	\$0.00	0
6149 Current Act 511 Taxes, Other Flat Rate Assessments	\$0.00	\$0.00	0
Total Current Act 511 Taxes – Flat Rate Assessments			58,133
6150 <u>Current Act 511 Taxes – Proportional Assessments</u>	<u>Rate</u>	<u>Add'l Rate (if appl.)</u>	<u>Tax Levy</u>
6151 Current Act 511 Earned Income Taxes	0.500%	0.000%	740,000
6152 Current Act 511 Occupation Taxes	0.000	0.000	0
6153 Current Act 511 Real Estate Transfer Taxes	0.500%	0.000%	73,199
6154 Current Act 511 Amusement Taxes	0.000%	0.000%	0
6155 Current Act 511 Business Privilege Taxes	0.000	0.000	0
6156 Current Act 511 Mechanical Device Taxes – Percentage	0.000%	0.000%	0
6157 Current Act 511 Mercantile Taxes	0.000	0.000	0
6159 Current Act 511 Taxes, Other Proportional Assessments	0	0	0
Total Current Act 511 Taxes – Proportional Assessments			813,199
Total Act 511, Current Taxes			871,332
Act 511 Tax Limit -->		308,010,975 X	12
		Market Value	Mills
			3,696,132
			(511 Limit)

Tax Function	Description	Tax Rate Charged in:		Percent Change in Rate	Less than or equal to Index	Index	Additional Tax Rate Charged in:		Percent Change in Rate	Less than or equal to Index
		2021-22 (Rebalanced)	2022-23				2021-22 (Rebalanced)	2022-23		
6111	<u>Current Real Estate Taxes</u>									
	Armstrong	31.2808	32.8448	5.00%	Yes	5.0%				
	Clarion	43.9880	44.5949	1.38%	Yes	5.0%				
6120	Current Per Capita Taxes, Section 679 <u>Current Act 511 Taxes – Flat Rate Assessments</u>	\$5.00	\$5.00	0.00%	Yes	5.0%				
6141	Current Act 511 Per Capita Taxes	\$10.00	\$10.00	0.00%	Yes	5.0%				
6142	Current Act 511 Occupation Taxes - Flat Rate <u>Current Act 511 Taxes – Proportional Assessments</u>	\$5.00	\$5.00	0.00%	Yes	5.0%				
6151	Current Act 511 Earned Income Taxes	0.500%	0.500%	0.00%	Yes	5.0%				
6153	Current Act 511 Real Estate Transfer Taxes	0.500%	0.500%	0.00%	Yes	5.0%				

<u>Description</u>	<u>Amount</u>
1000 Instruction	
1100 Regular Programs - Elementary / Secondary	9,315,845
1200 Special Programs - Elementary / Secondary	3,046,299
1300 Vocational Education	537,575
1400 Other Instructional Programs - Elementary / Secondary	5,752
Total Instruction	\$12,905,471
2000 Support Services	
2100 Support Services - Students	434,469
2200 Support Services - Instructional Staff	316,136
2300 Support Services - Administration	975,071
2400 Support Services - Pupil Health	220,813
2500 Support Services - Business	194,697
2600 Operation and Maintenance of Plant Services	2,291,993
2700 Student Transportation Services	1,193,606
2800 Support Services - Central	253,531
2900 Other Support Services	12,340
Total Support Services	\$5,892,656
3000 Operation of Non-Instructional Services	
3200 Student Activities	370,275
Total Operation of Non-Instructional Services	\$370,275
4000 Facilities Acquisition, Construction and Improvement Services	
4000 Facilities Acquisition, Construction and Improvement Services	25,000
Total Facilities Acquisition, Construction and Improvement Services	\$25,000
5000 Other Expenditures and Financing Uses	
5100 Debt Service / Other Expenditures and Financing Uses	689,606
5200 Interfund Transfers - Out	500,000
5900 Budgetary Reserve	895,341
Total Other Expenditures and Financing Uses	\$2,084,947
Total Estimated Expenditures and Other Financing Uses	\$21,278,349

<u>Description</u>	<u>Amount</u>
1000 Instruction	
1100 <u>Regular Programs - Elementary / Secondary</u>	
100 Personnel Services - Salaries	4,595,099
200 Personnel Services - Employee Benefits	3,111,125
300 Purchased Professional and Technical Services	163,333
400 Purchased Property Services	18,300
500 Other Purchased Services	1,104,500
600 Supplies	233,688
700 Property	83,800
800 Other Objects	6,000
Total Regular Programs - Elementary / Secondary	\$9,315,845
1200 <u>Special Programs - Elementary / Secondary</u>	
100 Personnel Services - Salaries	1,060,638
200 Personnel Services - Employee Benefits	754,824
300 Purchased Professional and Technical Services	841,211
400 Purchased Property Services	6,500
500 Other Purchased Services	282,800
600 Supplies	94,826
700 Property	2,000
800 Other Objects	3,500
Total Special Programs - Elementary / Secondary	\$3,046,299
1300 <u>Vocational Education</u>	
500 Other Purchased Services	537,575
Total Vocational Education	\$537,575
1400 <u>Other Instructional Programs - Elementary / Secondary</u>	
100 Personnel Services - Salaries	3,500
200 Personnel Services - Employee Benefits	1,502
500 Other Purchased Services	500
600 Supplies	250
Total Other Instructional Programs - Elementary / Secondary	\$5,752
Total Instruction	\$12,905,471
2000 Support Services	
2100 <u>Support Services - Students</u>	
100 Personnel Services - Salaries	251,705
200 Personnel Services - Employee Benefits	182,044
500 Other Purchased Services	250
600 Supplies	250
800 Other Objects	220
Total Support Services - Students	\$434,469
2200 <u>Support Services - Instructional Staff</u>	
100 Personnel Services - Salaries	129,193
200 Personnel Services - Employee Benefits	116,693
300 Purchased Professional and Technical Services	49,500
500 Other Purchased Services	15,250

2022-2023 Final General Fund Budget

LEA : 106168003 Redbank Valley SD

Printed 3/13/2024 3:21:09 PM

<u>Description</u>	<u>Amount</u>
600 Supplies	5,500
Total Support Services - Instructional Staff	\$316,136
2300 Support Services - Administration	
100 Personnel Services - Salaries	482,391
200 Personnel Services - Employee Benefits	310,561
300 Purchased Professional and Technical Services	133,334
400 Purchased Property Services	1,945
500 Other Purchased Services	25,840
600 Supplies	11,000
800 Other Objects	10,000
Total Support Services - Administration	\$975,071
2400 Support Services - Pupil Health	
100 Personnel Services - Salaries	120,277
200 Personnel Services - Employee Benefits	93,736
300 Purchased Professional and Technical Services	3,000
400 Purchased Property Services	300
500 Other Purchased Services	300
600 Supplies	3,200
Total Support Services - Pupil Health	\$220,813
2500 Support Services - Business	
100 Personnel Services - Salaries	85,323
200 Personnel Services - Employee Benefits	78,669
300 Purchased Professional and Technical Services	3,000
400 Purchased Property Services	425
500 Other Purchased Services	1,180
600 Supplies	16,100
800 Other Objects	10,000
Total Support Services - Business	\$194,697
2600 Operation and Maintenance of Plant Services	
100 Personnel Services - Salaries	387,051
200 Personnel Services - Employee Benefits	387,325
300 Purchased Professional and Technical Services	97,200
400 Purchased Property Services	369,740
500 Other Purchased Services	230,022
600 Supplies	236,849
700 Property	583,406
800 Other Objects	400
Total Operation and Maintenance of Plant Services	\$2,291,993
2700 Student Transportation Services	
500 Other Purchased Services	1,189,306
600 Supplies	4,300
Total Student Transportation Services	\$1,193,606
2800 Support Services - Central	
100 Personnel Services - Salaries	77,727

2022-2023 Final General Fund Budget

LEA : 106168003 Redbank Valley SD

Printed 3/13/2024 3:21:09 PM

<u>Description</u>	<u>Amount</u>
200 Personnel Services - Employee Benefits	57,844
300 Purchased Professional and Technical Services	5,000
400 Purchased Property Services	10,000
500 Other Purchased Services	15,635
600 Supplies	86,700
800 Other Objects	625
Total Support Services - Central	\$253,531
2900 <u>Other Support Services</u>	
500 Other Purchased Services	12,340
Total Other Support Services	\$12,340
Total Support Services	\$5,892,656
3000 Operation of Non-Instructional Services	
3200 <u>Student Activities</u>	
100 Personnel Services - Salaries	204,688
200 Personnel Services - Employee Benefits	87,832
300 Purchased Professional and Technical Services	19,000
400 Purchased Property Services	1,000
500 Other Purchased Services	22,500
600 Supplies	16,000
700 Property	15,000
800 Other Objects	4,255
Total Student Activities	\$370,275
Total Operation of Non-Instructional Services	\$370,275
4000 Facilities Acquisition, Construction and Improvement Services	
4000 <u>Facilities Acquisition, Construction and Improvement Services</u>	
300 Purchased Professional and Technical Services	25,000
Total Facilities Acquisition, Construction and Improvement Services	\$25,000
Total Facilities Acquisition, Construction and Improvement Services	\$25,000
5000 Other Expenditures and Financing Uses	
5100 <u>Debt Service / Other Expenditures and Financing Uses</u>	
800 Other Objects	119,606
900 Other Uses of Funds	570,000
Total Debt Service / Other Expenditures and Financing Uses	\$689,606
5200 <u>Interfund Transfers - Out</u>	
900 Other Uses of Funds	500,000
Total Interfund Transfers - Out	\$500,000
5900 <u>Budgetary Reserve</u>	
800 Other Objects	895,341
Total Budgetary Reserve	\$895,341
Total Other Expenditures and Financing Uses	\$2,084,947
TOTAL EXPENDITURES	\$21,278,349

Cash and Short-Term Investments

06/30/2022 Estimate

06/30/2023 Projection

General Fund	47,500	47,500
Public Purpose (Expendable) Trust Fund		
Other Comptroller-Approved Special Revenue Funds		
Athletic / School-Sponsored Extra Curricular Activities Fund	10,000	10,000
Capital Reserve Fund - § 690, §1850	8	500,008
Capital Reserve Fund - § 1431		
Other Capital Projects Fund		
Debt Service Fund		
Food Service / Cafeteria Operations Fund		
Child Care Operations Fund		
Other Enterprise Funds		
Internal Service Fund		
Private Purpose Trust Fund	12,478	12,478
Investment Trust Fund		
Pension Trust Fund		
Activity Fund		
Other Agency Fund		
Permanent Fund		

Total Cash and Short-Term Investments	\$69,986	\$569,986
--	-----------------	------------------

Long-Term Investments

06/30/2022 Estimate

06/30/2023 Projection

General Fund	3,202,612	3,202,612
Public Purpose (Expendable) Trust Fund		
Other Comptroller-Approved Special Revenue Funds		
Athletic / School-Sponsored Extra Curricular Activities Fund	1,000	1,000
Capital Reserve Fund - § 690, §1850		
Capital Reserve Fund - § 1431		
Other Capital Projects Fund		
Debt Service Fund		
Food Service / Cafeteria Operations Fund		
Child Care Operations Fund		
Other Enterprise Funds		
Internal Service Fund		
Private Purpose Trust Fund		
Investment Trust Fund		
Pension Trust Fund		
Activity Fund		
Other Agency Fund		

<u>Long-Term Investments</u>	<u>06/30/2022 Estimate</u>	<u>06/30/2023 Projection</u>
Permanent Fund		
Total Long-Term Investments	\$3,203,612	\$3,203,612
TOTAL CASH AND INVESTMENTS	\$3,273,598	\$3,773,598

Long-Term Indebtedness

06/30/2022 Estimate

06/30/2023 Projection

General Fund		
0510 Bonds Payable	5,400,000	4,830,000
0520 Extended-Term Financing Agreements Payable		
0530 Lease and Other Right-To-Use Obligations		
0540 Accumulated Compensated Absences		
0550 Authority Lease Obligations		
0560 Other Post-Employment Benefits (OPEB)		
0599 Other Noncurrent Liabilities		
Total General Fund	\$5,400,000	\$4,830,000

Public Purpose (Expendable) Trust Fund		
0510 Bonds Payable		
0520 Extended-Term Financing Agreements Payable		
0530 Lease and Other Right-To-Use Obligations		
0540 Accumulated Compensated Absences		
0550 Authority Lease Obligations		
0560 Other Post-Employment Benefits (OPEB)		
0599 Other Noncurrent Liabilities		
Total Public Purpose (Expendable) Trust Fund		

Other Comptroller-Approved Special Revenue Funds		
0510 Bonds Payable		
0520 Extended-Term Financing Agreements Payable		
0530 Lease and Other Right-To-Use Obligations		
0540 Accumulated Compensated Absences		
0550 Authority Lease Obligations		
0560 Other Post-Employment Benefits (OPEB)		
0599 Other Noncurrent Liabilities		
Total Other Comptroller-Approved Special Revenue Funds		

Athletic / School-Sponsored Extra Curricular Activities Fund		
0510 Bonds Payable		
0520 Extended-Term Financing Agreements Payable		
0530 Lease and Other Right-To-Use Obligations		
0540 Accumulated Compensated Absences		
0550 Authority Lease Obligations		
0560 Other Post-Employment Benefits (OPEB)		
0599 Other Noncurrent Liabilities		
Total Athletic / School-Sponsored Extra Curricular Activities Fund		

Long-Term Indebtedness

06/30/2022 Estimate

06/30/2023 Projection

Capital Reserve Fund - \$ 690, \$1850

- 0510 Bonds Payable
- 0520 Extended-Term Financing Agreements Payable
- 0530 Lease and Other Right-To-Use Obligations

- 0540 Accumulated Compensated Absences
- 0550 Authority Lease Obligations
- 0560 Other Post-Employment Benefits (OPEB)
- 0599 Other Noncurrent Liabilities

Total Capital Reserve Fund - \$ 690, \$1850

Capital Reserve Fund - \$ 1431

- 0510 Bonds Payable
- 0520 Extended-Term Financing Agreements Payable
- 0530 Lease and Other Right-To-Use Obligations

- 0540 Accumulated Compensated Absences
- 0550 Authority Lease Obligations
- 0560 Other Post-Employment Benefits (OPEB)
- 0599 Other Noncurrent Liabilities

Total Capital Reserve Fund - \$ 1431

Other Capital Projects Fund

- 0510 Bonds Payable
- 0520 Extended-Term Financing Agreements Payable
- 0530 Lease and Other Right-To-Use Obligations

- 0540 Accumulated Compensated Absences
- 0550 Authority Lease Obligations
- 0560 Other Post-Employment Benefits (OPEB)
- 0599 Other Noncurrent Liabilities

Total Other Capital Projects Fund

Debt Service Fund

- 0510 Bonds Payable
- 0520 Extended-Term Financing Agreements Payable
- 0530 Lease and Other Right-To-Use Obligations

- 0540 Accumulated Compensated Absences
- 0550 Authority Lease Obligations
- 0560 Other Post-Employment Benefits (OPEB)
- 0599 Other Noncurrent Liabilities

Total Debt Service Fund

Long-Term Indebtedness

06/30/2022 Estimate

06/30/2023 Projection

Food Service / Cafeteria Operations Fund

- 0510 Bonds Payable
- 0520 Extended-Term Financing Agreements Payable
- 0530 Lease and Other Right-To-Use Obligations

- 0540 Accumulated Compensated Absences
- 0550 Authority Lease Obligations
- 0560 Other Post-Employment Benefits (OPEB)
- 0599 Other Noncurrent Liabilities

Total Food Service / Cafeteria Operations Fund

Child Care Operations Fund

- 0510 Bonds Payable
- 0520 Extended-Term Financing Agreements Payable
- 0530 Lease and Other Right-To-Use Obligations

- 0540 Accumulated Compensated Absences
- 0550 Authority Lease Obligations
- 0560 Other Post-Employment Benefits (OPEB)
- 0599 Other Noncurrent Liabilities

Total Child Care Operations Fund

Other Enterprise Funds

- 0510 Bonds Payable
- 0520 Extended-Term Financing Agreements Payable
- 0530 Lease and Other Right-To-Use Obligations

- 0540 Accumulated Compensated Absences
- 0550 Authority Lease Obligations
- 0560 Other Post-Employment Benefits (OPEB)
- 0599 Other Noncurrent Liabilities

Total Other Enterprise Funds

Internal Service Fund

- 0510 Bonds Payable
- 0520 Extended-Term Financing Agreements Payable
- 0530 Lease and Other Right-To-Use Obligations

- 0540 Accumulated Compensated Absences
- 0550 Authority Lease Obligations
- 0560 Other Post-Employment Benefits (OPEB)
- 0599 Other Noncurrent Liabilities

Total Internal Service Fund

Long-Term Indebtedness

06/30/2022 Estimate

06/30/2023 Projection

Private Purpose Trust Fund

- 0510 Bonds Payable
- 0520 Extended-Term Financing Agreements Payable
- 0530 Lease and Other Right-To-Use Obligations

- 0540 Accumulated Compensated Absences
- 0550 Authority Lease Obligations
- 0560 Other Post-Employment Benefits (OPEB)
- 0599 Other Noncurrent Liabilities

Total Private Purpose Trust Fund

Investment Trust Fund

- 0510 Bonds Payable
- 0520 Extended-Term Financing Agreements Payable
- 0530 Lease and Other Right-To-Use Obligations

- 0540 Accumulated Compensated Absences
- 0550 Authority Lease Obligations
- 0560 Other Post-Employment Benefits (OPEB)
- 0599 Other Noncurrent Liabilities

Total Investment Trust Fund

Pension Trust Fund

- 0510 Bonds Payable
- 0520 Extended-Term Financing Agreements Payable
- 0530 Lease and Other Right-To-Use Obligations

- 0540 Accumulated Compensated Absences
- 0550 Authority Lease Obligations
- 0560 Other Post-Employment Benefits (OPEB)
- 0599 Other Noncurrent Liabilities

Total Pension Trust Fund

Activity Fund

- 0510 Bonds Payable
- 0520 Extended-Term Financing Agreements Payable
- 0530 Lease and Other Right-To-Use Obligations

- 0540 Accumulated Compensated Absences
- 0550 Authority Lease Obligations
- 0560 Other Post-Employment Benefits (OPEB)
- 0599 Other Noncurrent Liabilities

Total Activity Fund

Long-Term Indebtedness

06/30/2022 Estimate

06/30/2023 Projection

Other Agency Fund

- 0510 Bonds Payable
- 0520 Extended-Term Financing Agreements Payable
- 0530 Lease and Other Right-To-Use Obligations

- 0540 Accumulated Compensated Absences
- 0550 Authority Lease Obligations
- 0560 Other Post-Employment Benefits (OPEB)
- 0599 Other Noncurrent Liabilities

Total Other Agency Fund

Permanent Fund

- 0510 Bonds Payable
- 0520 Extended-Term Financing Agreements Payable
- 0530 Lease and Other Right-To-Use Obligations

- 0540 Accumulated Compensated Absences
- 0550 Authority Lease Obligations
- 0560 Other Post-Employment Benefits (OPEB)
- 0599 Other Noncurrent Liabilities

Total Permanent Fund

Total Long-Term Indebtedness	\$5,400,000	\$4,830,000
-------------------------------------	--------------------	--------------------

Short-Term Payables

06/30/2022 Estimate

06/30/2023 Projection

General Fund	15,000	15,000
Public Purpose (Expendable) Trust Fund		
Other Comptroller-Approved Special Revenue Funds		
Athletic / School-Sponsored Extra Curricular Activities Fund		
Capital Reserve Fund - § 690, §1850		
Capital Reserve Fund - § 1431		
Other Capital Projects Fund		
Debt Service Fund		
Food Service / Cafeteria Operations Fund		
Child Care Operations Fund		
Other Enterprise Funds		
Internal Service Fund		
Private Purpose Trust Fund		
Investment Trust Fund		
Pension Trust Fund		
Activity Fund		
Other Agency Fund		
Permanent Fund		
Total Short-Term Payables	\$15,000	\$15,000
TOTAL INDEBTEDNESS	\$5,415,000	\$4,845,000

Account Description	Amounts
0810 Nonspendable Fund Balance	
0820 Restricted Fund Balance	
0830 Committed Fund Balance	
0840 Assigned Fund Balance	4,441,135
0850 Unassigned Fund Balance	1,062,663
Total Ending Fund Balance - Committed, Assigned, and Unassigned	\$5,503,798
5900 Budgetary Reserve	895,341
Total Estimated Ending Committed, Assigned, and Unassigned Fund Balance and Budgetary Reserve	\$6,399,139